






The Voting Process for the 2024 Synod Assembly

1. Email with Instructions

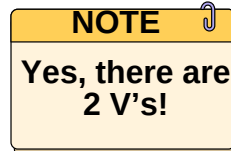
Each voting member will receive an email from Lenae Osmondson (osmondson@vasynod.org). This email will provide voting log in information and how to check in for credentialing to vote during the assembly. The email will be sent on Monday, Thursday and Saturday of the Assembly.

2. Device Used to Vote

Each voting member should have their own tablet, computer, or smartphone to vote. You will need to access an internet browser like Chrome , Safari , or Edge  to log in for voting. If using the same computer for both Zoom and voting you will need to navigate two browser windows.

3. Voting Platform Use

The voting platform will be used for all parliamentary procedures including to check in for the Assembly, indicate that a voting member wants to address the Assembly, and for all votes throughout the meeting.



4. Logging in to Vote

To log in, you will need to go to vvoter.com.

The screen will look like this and it will ask you to enter your session code. Type in **133971764** as the session code and click connect.

Then, you will be asked to enter in your Voter Login ID. Note it is case sensitive so enter any letter in lower case. This step also checks you into the assembly.

5. Logging in to Vote

While we are waiting for everyone to get logged in your screen will look like this.

Waiting for the presentation to start...

OR

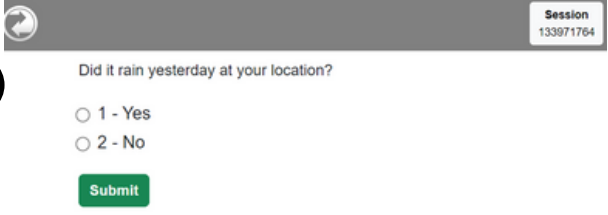


6. When You Are Voting

There will be three different types of voting that will take place during our assembly.

Vote Type #1: Will be used to vote for or against a motion.

1



Did it rain yesterday at your location?

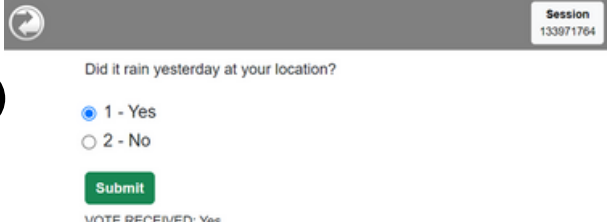
☐ 1 - Yes

☐ 2 - No

Submit

Session 133971764

2



Did it rain yesterday at your location?

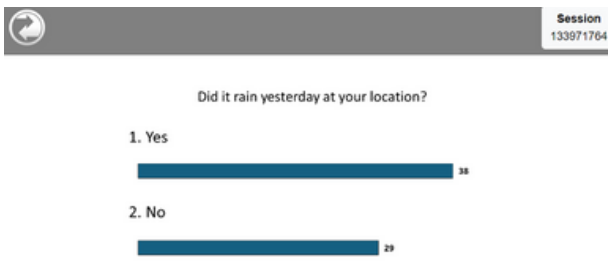
☒ 1 - Yes

☐ 2 - No

Submit

VOTE RECEIVED: Yes

Session 133971764



Did it rain yesterday at your location?

1. Yes 38

2. No 29

Session 133971764

1. Click to make your selection and hit submit.
2. It will show the vote you made and state "VOTE RECEIVED: (content of vote cast)"
3. If you change your mind or accidentally selected the wrong option, you can select your vote and hit submit again (#1).
4. It will show the vote you made and state "VOTE RECEIVED: (content of vote cast)" (#2).
5. The chair of the assembly will give a warning before the vote ends. You can not change your vote once the vote has ended.
6. Once the results have been confirmed by the committee the results will appear on your screen.

Vote Type #2: Will be used to vote for one person to serve.

1. Click to make your selection and hit submit.
2. It will show the vote you made and state VOTE RECEIVED: (content of vote cast).
3. If you change your mind or accidentally selected the wrong option, you can select your vote and hit submit again (#1).
4. It will show the vote you made and state VOTE RECEIVED: (content of vote cast) (#2).
5. The chair of the assembly will give a warning before the vote ends. You can not change your vote once the vote has ended.
6. Once the results have been confirmed by the committee the results will appear on your screen.

1



Pick your favorite from among these three Easter candies? (Vote for 1 of Three)

☐ 1 - Chocolate

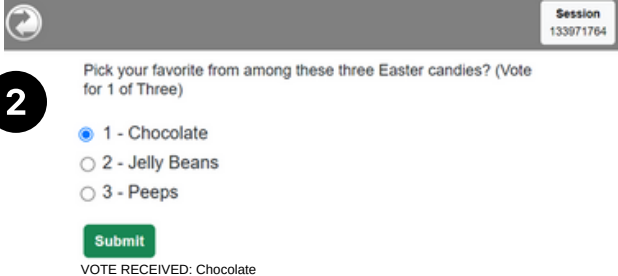
☐ 2 - Jelly Beans

☐ 3 - Peeps

Submit

Session 133971764

2



Pick your favorite from among these three Easter candies? (Vote for 1 of Three)

☒ 1 - Chocolate

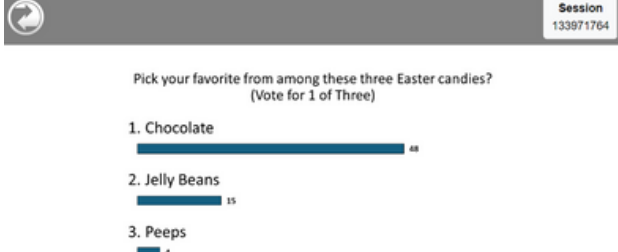
☐ 2 - Jelly Beans

☐ 3 - Peeps

Submit

VOTE RECEIVED: Chocolate

Session 133971764



Pick your favorite from among these three Easter candies? (Vote for 1 of Three)

1. Chocolate 48

2. Jelly Beans 15

3. Peeps 4

Session 133971764

Vote Type #3: Will be used to vote for more than one option at a time.

1

What beverages will you be drinking during the Synod Assembly
(Vote for 2 of 5)

☐ 1 - Coffee
☐ 2 - Tea
☐ 3 - Water
☐ 4 - Orange Juice
☐ 5 - Soda/Pop/Coke

Submit

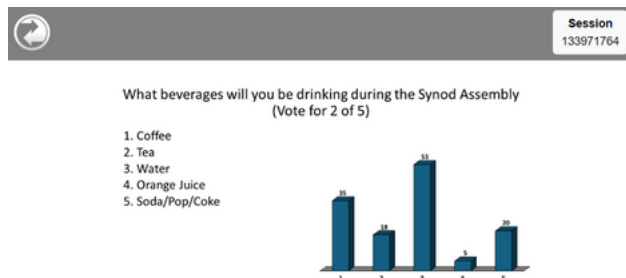
2

What beverages will you be drinking during the Synod Assembly
(Vote for 2 of 5)

☐ 1 - Coffee
☐ 2 - Tea
☒ 3 - Water
☐ 4 - Orange Juice
☒ 5 - Soda/Pop/Coke

Submit

VOTE RECEIVED: 3,5

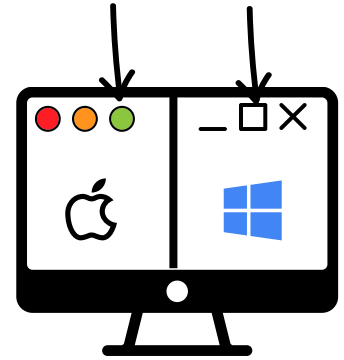


1. Click to make your selections, this example requests two choices and hit submit, (#1).
2. It will show the votes you cast and state VOTE RECEIVED: (the numbers your vote cast) (#2).
3. If you change your mind or accidentally selected the wrong option, uncheck the one you do not want, make your new selection, and hit submit again, (#1).
4. It will show the votes you cast and state VOTE RECEIVED: (the numbers your vote cast) (#2).
5. The chair of the assembly will give a warning before the vote ends. You can not change your vote once the vote has ended.
6. Once the results have been confirmed by the committee the results will appear on your screen.



Important Notes

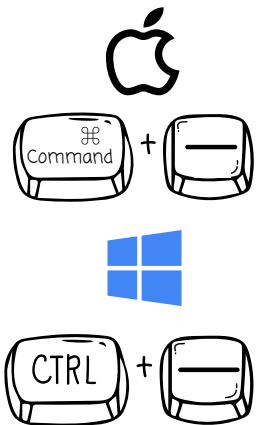
- Voting members will need to navigate in between Zoom and the browser to vote, VVoter.com. This will include **minimizing and maximizing windows** on your screen. The **escape button** on your keyboard can be used to minimize a full screen window.



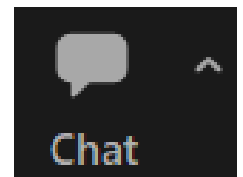
- If a voting member's VVoter **screen does not match** the main Assembly screen, then **refresh the internet browser**.



- When voting, if a voting member **does not see, "VOTE RECEIVED: (Content of Vote Cast)"**, you may need to **scroll down on the window or press ctrl and the subtract key** at the same time for PC users or **command and the subtract key at the same time** for Mac users to decrease the content size of that window. However, if they do not see it after you have looked over the entire window, please contact the technology help team.



- The **Zoom Chat** will not be used for any official parliamentary action. **Only for resource sharing, requesting technology help, and providing directions.**
- The "Speak" button on the voting platform, VVoter, will provide options for any official parliamentary actions for addressing the Assembly.



Request To Speak

Please make a selection from the menu below and click "Submit" to transmit your request

Speak Against

Speak For

Speak Against

Question

Make a Motion

Point of Order

Cancel My Request